A woman with dark hair, wearing a white lab coat, is smiling and holding up a small test strip. The test strip is labeled 'ImmunoCAP ISAC' and has a barcode. The background is white with faint, stylized red and grey antibody-like shapes.

INTRODUCING
an even more
relevant test
profile

ThermoFisher
SCIENTIFIC

**Puzzling allergies?
Get unparalleled answers.
ImmunoCAP™ ISAC**

Clinically relevant. Clinically validated. Clinically proven.

ImmunoCAP ISAC provides sIgE test results that should be interpreted in the context of clinical history before making a diagnosis.

The ImmunoCAP family: **Complementary tests** for various diagnostic needs

ImmunoCAP ISAC

112 allergen components
from 48 allergen sources
in one go

ImmunoCAP Allergen components

>100 fully quantitative
allergen components

ImmunoCAP Whole allergens

>500 fully quantitative
whole allergens

ImmunoCAP Rapid

10 common whole allergens
in a point-of-care device

ImmunoCAP ISAC gives unparalleled answers to puzzling allergies

Clinically relevant.

Powerful combination of assay performance¹, documented relevance of allergens² and interpretation support to aid diagnosis of allergy

Clinically validated.

Evaluated in over 260 peer-reviewed publications³

Robust performance, good reproducibility and low variation demonstrated in a global validation study¹

Clinically proven.

Over 12 years of experience from clinical practice

1. van Hage et al. Clin Chem Lab Med. 55 (2017) 571-577. 2. Matricardi et al 27 (2016) PAI (suppl23): 1-250.

3. Thermo Fisher Scientific compiled list of publications. 20190520.



ImmunoCAP ISAC helps solve **puzzling allergies** from a drop of blood

Symptoms
indicate multi-
sensitization or
broad cross-
reactivity

Provides a quick & comprehensive
sensitization profile

→ **Differentiate between
cross-reactivity and true
co-sensitization**

Inconsistency
between
symptoms and
previous test
results

Decipher inconsistencies using a
broader sensitization profile

→ **Help rule in or rule out IgE
mediated allergy**

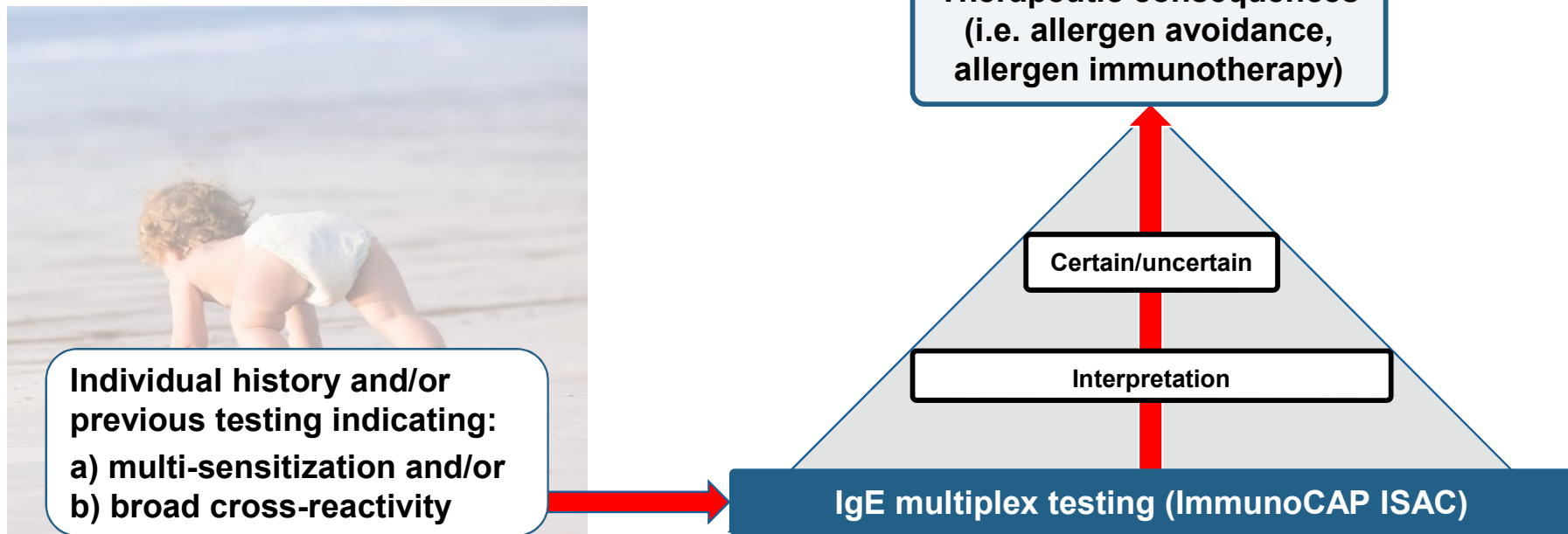
Many test
results needed
from limited
volume of
blood

Get all the results in one go
and from only 30 µl serum

→ **Avoids inconvenient repeat
visits and uncomfortable tests**

Bottom-up approach using multiplex testing

Starting with a multiplex test (ImmunoCAP ISAC), may reduce time to diagnosis and save costs



ImmunoCAP ISAC: More than just a multiplex test

A comprehensive sensitization profile, automatically interpreted – ready to support clinical decision-making



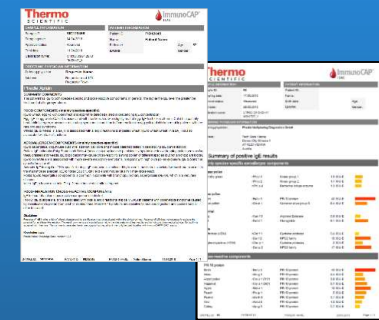
Clinically relevant profile

- 112 allergen components:
- Risk markers
 - Predictive markers
 - Cross reactivity markers



Efficient use of serum

Requires only 30 µl of serum or plasma

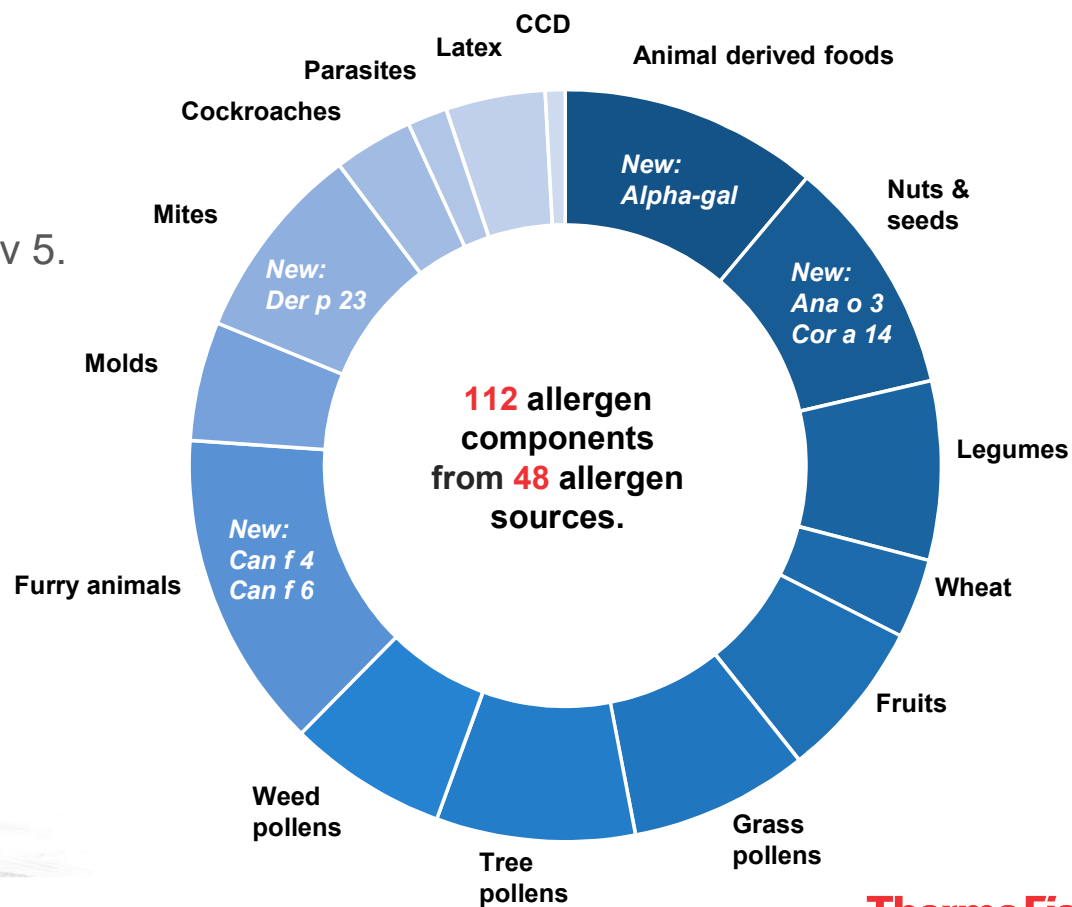


Automatic result interpretation

Phadia Xplain offers clear result guidance through summary report and graphic presentation

ImmunoCAP ISAC_{E112i} Clinically relevant allergen panel

Removed allergen components:
Pla a 2, Jug r 2, Api m 1, Api m 4, Pol d 5, Ves v 5.



Designed to address food, respiratory and occupational allergies

New ImmunoCAP ISAC_{E112i} helps clinicians
diagnose **more patients with greater precision**

NOW

with an even more
relevant test profile

New risk markers for food-induced systemic reactions



Ana o 3:
Main allergen* in
cashew nut allergy
and a risk marker for
systemic reactions^{1,2}

Over 90% of cashew nut-allergic
children are sensitized^{1,2}

Surrogate marker for pistachio allergy²



Cor a 14:
Primary allergen* in
hazelnut allergy with
the highest
diagnostic
specificity³⁻⁵

Over 80% of hazelnut-allergic
children are sensitized³⁻⁵



Alpha-Gal:
Risk marker for
red meat allergy^{6,7}

Sensitization may cause delayed
systemic reactions after intake of red
meat, offal, gelatin or dairy products⁶⁻⁸

**Storage protein (2S albumin) that is heat and digestion stable and highly abundant in the nut*

1. Lange et al. *Allergy*, 72 (2017) 598–603. 2. Savvatanos et al. *J Allergy Clin Immunol*, 136 (2015) 192–193. 3. Beyer et al. *Allergy*, 70 (2015) 90–98. 4. Buyuktiryaki et al. *J Allergy Clin Immunol Pract*, 4 (2016) 265–72. 5. Eller et al. *Allergy*, 71 (2016) 556–562. 6. Commins et al. *J Allergy Clin Immunol*, 123 (2009) 426–433. 7. Commins et al. *J Allergy Clin Immunol*, 134 (2014) 108–115. 8. Matricardi et al. 27 (2016) *PAI (suppl23)*:1–250.

New ImmunoCAP ISAC_{E112i} helps clinicians
diagnose **more patients with greater precision**

NOW

with an even more
relevant test profile

New respiratory allergens and asthma severity markers



Der p 23:
Early marker of house dust
mite allergy associated
with asthma¹⁻³

- **4-6%** of patients are mono-sensitized¹⁻³
- Can be underrepresented in AIT extracts, potentially leading to lower efficacy¹⁻³

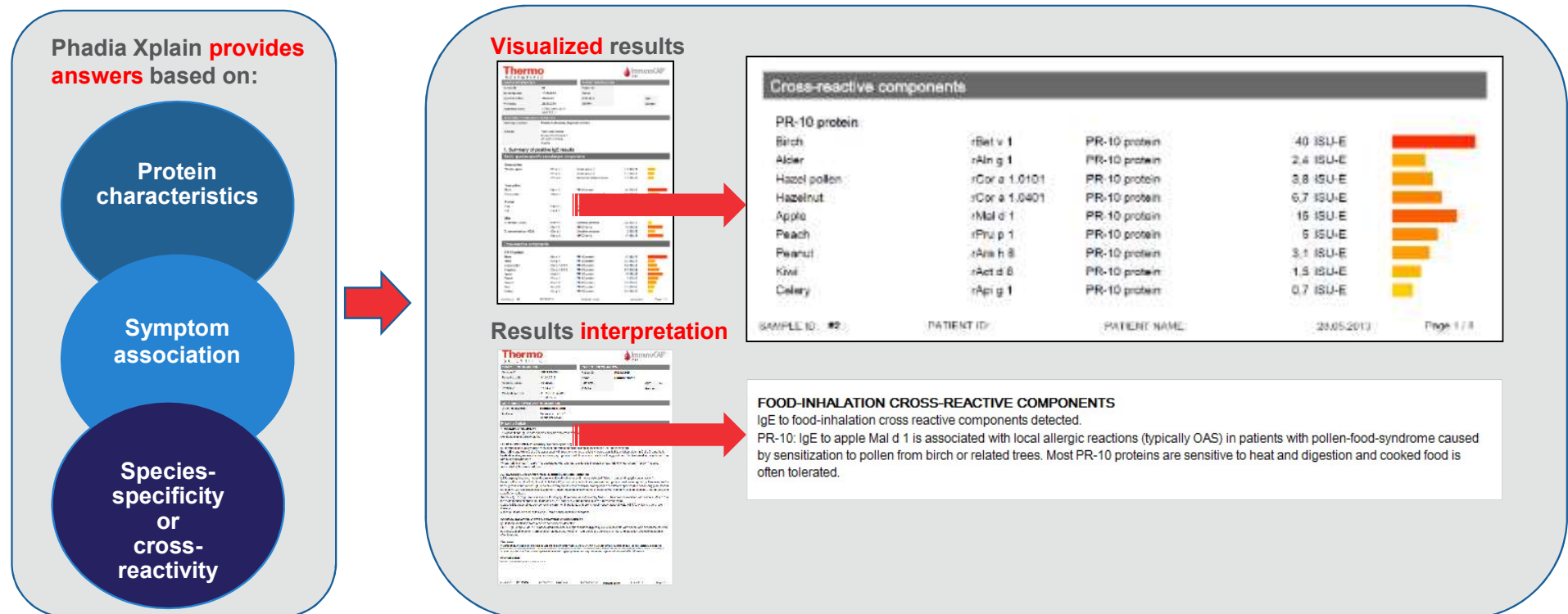


Can f 4 & Can f 6:
Fill the diagnostic gap and
contribute to better resolution
of pet allergies^{4,5}

- **Up to 35%** of dog-allergic patients are sensitized to Can f 4⁴ and **approx. 55%** to Can f 6⁵

1. Celi et al. *Allergy* 2019 DOI: 10.1111/all.13776. 2. Resch et al. *J Allergy Clin Immunol* 2015;136:1083-91. 3. Posa et al *J Allergy Clin Immunol* 2017;139:541-9.
4. Mattsson et al. *Clin Exp Allergy* 2010;40:1276-87. 5. Nilsson et al. *Allergy* 2012;67:751-7.

Phadia™ Xplain: **Interpreted results**, ready to support clinical decision-making



- Based on solid evidence from peer-reviewed literature.

ImmunoCAP ISAC **provides guidance** for patient management

**Accurate
diagnosis**



**Assess and
predict risk**



**Guide patient
management***

Differentiates between cross-reactive
and specific sensitizations

Helps rule in or rule out
IgE-mediated allergies

Helps evaluate risk for systemic
reactions in food allergy

Aid to predict development of
respiratory disease

Aid in deciding on
avoidance strategies

Helps guide towards
allergen immunotherapy

**ImmunoCAP ISAC results are semi-quantitative. When quantitative results are needed, ImmunoCAP sIgE may be considered.*

Ref: Matricardi P.M et al. EAACI Molecular Allergy User's Guide P. M. et al PAI 2016;27(suppl23): 1-250.

ImmunoCAP ISAC gives unparalleled answers to puzzling allergies

Clinically relevant.

Powerful combination of assay performance¹, documented relevance of allergens² and interpretation support to aid diagnosis of allergy

Clinically validated.

Evaluated in over 260 peer-reviewed publications³

Robust performance, good reproducibility and low variation demonstrated in a global validation study¹

Clinically proven.

Over 12 years of experience from clinical practice

1. van Hage et al. Clin Chem Lab Med. 55 (2017) 571-577. 2. Matricardi et al 27 (2016) PAI (suppl23): 1-250.

3. Thermo Fisher Scientific compiled list of publications. 20190520.



thermoscientific

Setting the standard in allergy diagnostics



Thank you

ThermoFisher
SCIENTIFIC

What is ImmunoCAP ISAC?

ImmunoCAP ISAC is the clinically proven solution for addressing unresolved and multi-allergic symptoms, identifying species specificity, cross-reactivity and co-sensitizations.

It is highly effective when the patient's many sensitizations are best tested simultaneously against a panel of allergen components.



NOW

with an even more relevant test profile



Traditional top-down diagnostic approach for broader groups of patients with allergy-like symptoms

